

Product Information Sheet



CRAWER CR-1059

CRAWER LED worklight 60w

MATERIALS

Weight: 872g
Housing Material: Die Cast Aluminum, Black Powder Coated Finish
Lens Material: Polycarbonate, UV protected
Heat management: Natural Convection, Heat Sink
Mounting options: Stainless steel hardwares
Waterproof Rate: Ip67

OPTICS

Beam pattern	Flood beam
Power	60W
Lumens	6500LM

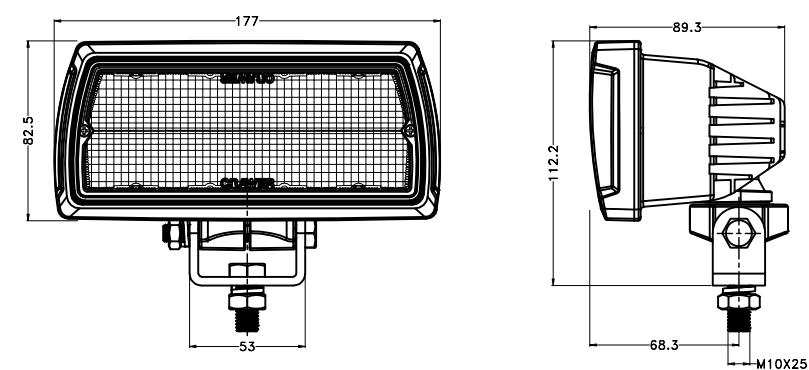
ELECTRONIC CHARACTERISTICS

LED chips: 8pcs LUMINUS LEDs
Operation Voltage: 10-30V DC
Operation temperature: -40°C to 80°C

CERTIFICATES

CE, RoHS
E-MARK R10
EMC CISPR CLASS4

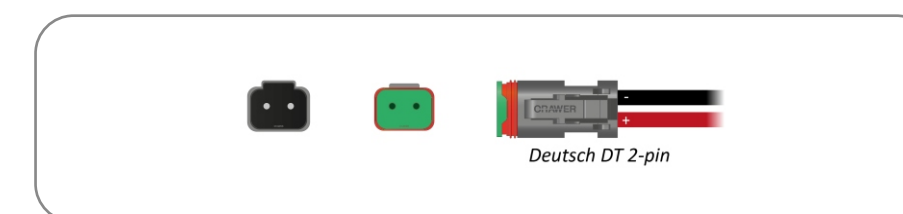
PRODUCT SIZE:



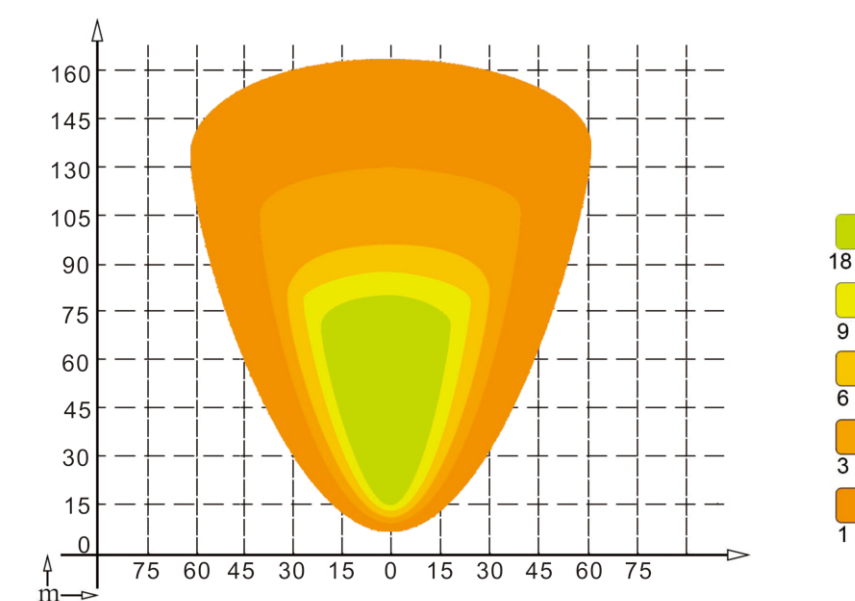
Product Information Sheet



WIRE COLOR & FUNCTIONS



BEAM PATTERN



Flood beam